

Any Questions?

1



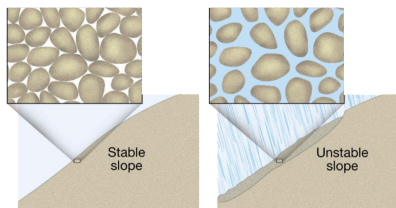
Mass Wasting

2

MW Controls

3

Water

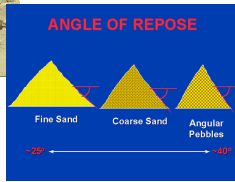


Dry soil

Saturated soil

4

Angle of Repose



5

Classification of
Mass Wasting
is based on...


6

Type of material



7

Type of Motion



8


Rate of Movement



9

Types of Mass Wasting

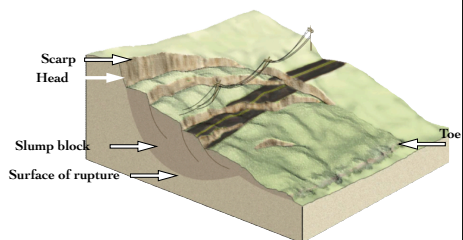
10



Rockfall

11

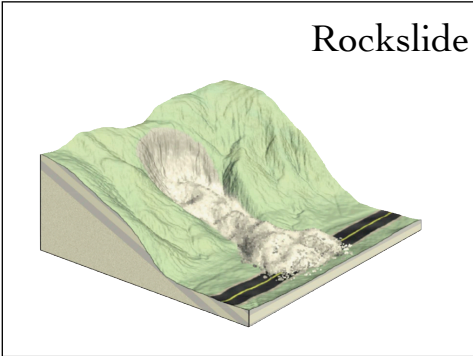
Slump



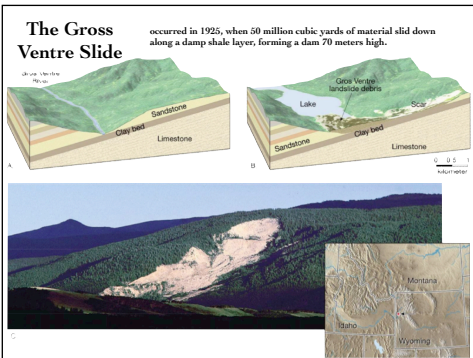
12




13



14




15



16

Mudflow



17



18

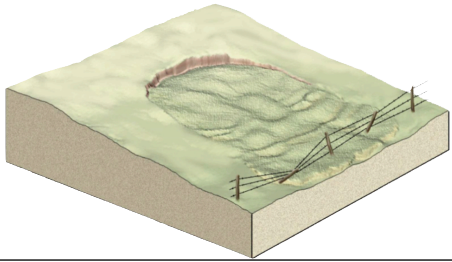


19



20

Earthflow



21



22

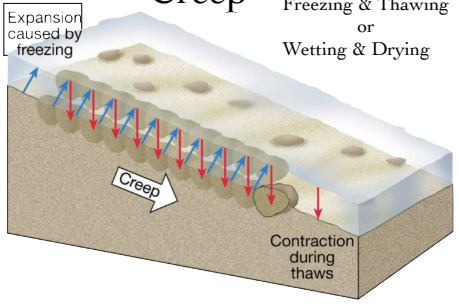
Creep

Expansion by Freezing & Thawing or Wetting & Drying

Expansion caused by freezing

Contraction during thaws

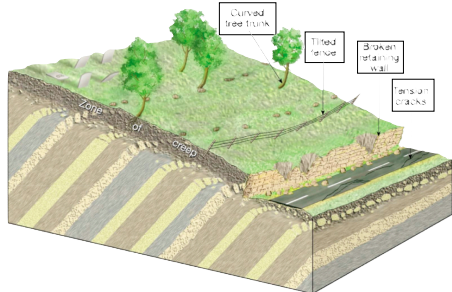
Creep



23

Creep

Curved tree trunk
Tilted fence
Sloping retaining wall
Steps on cracks



24

Strata tilted by creep - Marathon Basin, Brewster Co., Texas.



25




Hillside Creep

26



Creep effects trees

27



Railroad tracks & creep

28

Next Lecture

Surface Water

